



**MANN+  
HUMMEL**

ScandMist  
100R OEM  
Oil smoke  
filtration system

ScandMist


# ScandMist 100R OEM

## Oil smoke filtration system

General	Product	Units	ScandMist 100R OEM
	Application		Neat Oil
	Capacity (nominal)	m <sup>3</sup> /h	1000
	Part number		C1B10RB000000A
<b>Connections</b>	Inlet type		Jacobs
	Inlet diameter	mm	200
	Drain		2 off, 2" Threaded (BS 21) Female
	Air inlet options		Left/Right/Back
	Exhaust		On top
<b>Filters</b>	Filters/stage		1
	Stage 1 filter		97090M1224
	Stage 2 filter		9709006046
	Stage 3 filter		800530024917
	Available external pressure drop	Pa	200
<b>Motor</b>	Type		Electrically commutated
	Part number		9709005278
	Quantity		1
	Mains supply		3 - 380-480 V, 50/60 Hz
	Ventilation		TEFC
	Power	kW	3,7
	Maximum current	A	4,6
	Speed	RPM	Max 4100
	Environmental protection		IP54
<b>Physical properties</b>	Width	mm	1416
	Height	mm	971 (excluding inlet transition)
	Depth	mm	685 (excluding inlet transition)
	Weight	kg	Clean filters: 233, Wet filters: 288
	Noise level	dB(A)	<69
	Fan		Backward bent blades
	Finish		Powder coating inside and outside
<b>Controls</b>	Control system		Micaflex MF-PFA
	Differential pressure gauges		3 off
<b>Options</b>	Oil pump		N/A
	Level sensor		9908900187
	Prefilter demister		2500273213
	Spray		Not included
	Silencer		Insulated fan housing

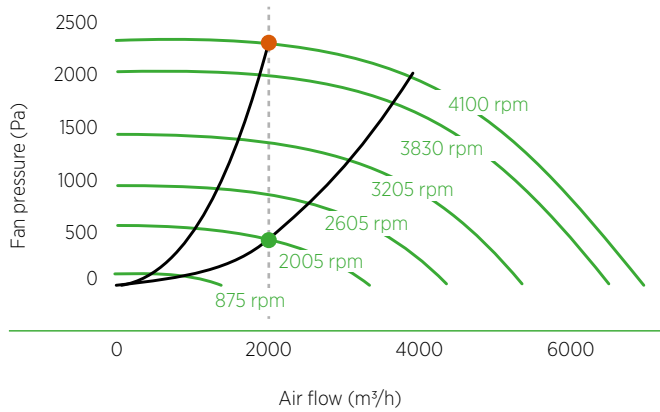
## EC fan and motor

The standard EC fan and motor delivers good energy efficiency with quiet operation.



## Connecting interface

Wiring via a Harting male/female connector. Quick and easy installation with all connecting interfaces at one spot.

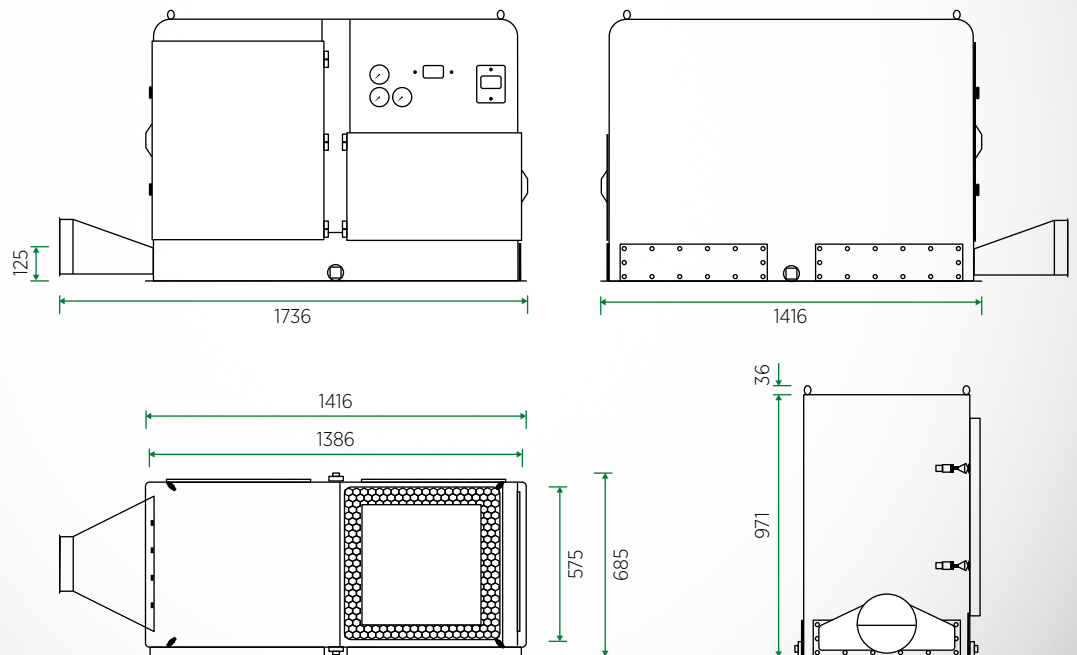


- Operating point - initial pressure drop
- Operating point - final pressure drop
- Power
- Fan pressure

Power		Signal exchange	
1	L1	1	ON/OFF (make contact)
2	L2	2	M
3	L3	3	Output Signal: In Operation
4	N	4	M
5	PE	5	AL1
		6	M
		7	AL2
		8	N
		9	AL3
		10	N
		11	Reset
		12	N
		13	AI2
		14	N

## Dimensions

Units: mm





0519 Printed in Germany © MANN+HUMMEL