


Prime11

Standard & High Capacity

Pleated Air Filters

FEATURES

- MERV 11
- Low pressure drop
- High dust holding capacity
- Extended surface
- Wire supported electrostatic media
- Moisture resistant beverage board frame
- Available in 1", 2" & 4" depths
- Max operating temp: 180°F
- UL 900 Classified
- Made in the USA



PRIME11 STANDARD & HIGH CAPACITY CONSTRUCTION & APPLICATIONS

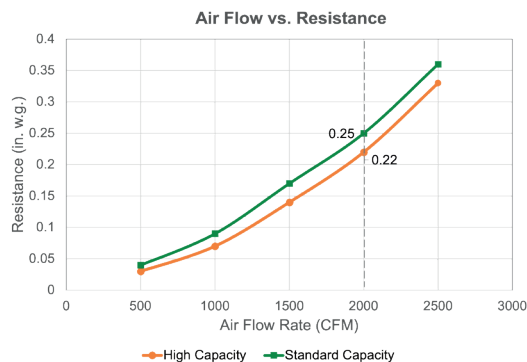
The Prime11 is an extended surface pleated air filter, designed to provide high efficiency, high dust holding capacity and low pressure drop. The Prime11 is available in standard capacity as well as high capacity (Prime11HC). As an extended-surface air filter, the Prime11, performs at superior levels in comparison to standard pleated filters. The Prime11 has a MERV 11 rating per ASHRAE Test Standards 52.2. The Prime11 also ANSI/UL 900 Classified.

The Prime11's rating of MERV 11 makes it the perfect upgrade from standard MERV 7, MERV 8 and MERV 10 pleated filters as the media allows for the removal of concerning fine particulate.


The Prime11 has a durable, moisture resistant, beverage board frame with wire supported media. The Prime11's media is a mechanical blend of synthetic fibers that is designed for use specifically in extended surface pleated filters. Our Prime11 media means that these filters are highly efficient, have a high dust holding capacity and a low pressure drop.

The Prime11 should be used anywhere a higher level of indoor air quality is required. Applications that would benefit from the Prime11 pleated air filter include schools, hotels, commercial office buildings, hospitals, pharmaceutical plants, laboratories, and other facilities where pressure drop and high particle removal efficiency is important.

TECHNICAL DATA



*Based on 24x24x2



Close-up of Prime11 frame, media & wire

**PRIME 11 STANDARD & HIGH CAPACITY
PERFORMANCE DATA**

Nominal Depth	Nominal Size (in.) (WxHxD)	Actual Size (in.)			Air Flow @ Capacity (CFM)	Resistance @ Capacity (in. w.g.)		Total Media Area (sq. ft.)		Number of Pleats Per Linear Foot	
		Width	Height	Depth		Standard	High	Standard	High	Standard	High
1"	10x10x1	9.50	9.50	0.75	208	0.28	0.23	1.1	1.2	13	15
	10x20x1	9.50	19.50		417			2.2	2.5		
	10x25x1	9.50	24.50		521			2.7	3.2		
	12x12x1	11.38	11.38		300			1.6	1.8		
	12x20x1	11.50	19.50		500			2.7	3.1		
	12x24x1	11.50	23.50		600			3.2	3.7		
	12x25x1	11.75	24.75		625			3.4	4.0		
	14x20x1	13.50	19.50		583			3.1	3.6		
	14x25x1	13.50	24.50		729			3.9	4.5		
	15x20x1	14.50	19.50		625			3.4	3.9		
	15x25x1	14.50	24.50		781			4.2	4.9		
	16x16x1	15.75	15.75		533			3.0	3.4		
	16x20x1	15.50	19.50		667			3.6	4.2		
	16x24x1	15.50	23.50		800			4.3	5.0		
	16x25x1	15.50	24.50		833			4.5	5.2		
	18x18x1	17.75	17.75		675			3.8	4.3		
	18x20x1	17.50	19.50		750			4.1	4.7		
	18x24x1	17.50	23.50		900			4.9	5.7		
	18x25x1	17.50	24.50		938			5.1	5.9		
	20x20x1	19.50	19.50		833			4.5	5.2		
	20x24x1	19.50	23.50		1000			5.5	6.3		
	20x25x1	19.50	24.50		1042			5.7	6.6		
	22x22x1	21.75	21.75		1008			5.6	6.5		
	24x24x1	23.50	23.50		1200			6.6	7.6		
2"	10x20x2	9.50	19.50	1.75	700	0.25	0.22	4.0	6.0	10	15
	12x24x2	11.38	23.38		1000			5.8	8.7		
	14x20x2	13.50	19.50		975			5.6	8.5		
	14x25x2	13.50	24.50		1220			7.1	10.7		
	15x20x2	14.50	19.50		1040			6.1	9.1		
	16x20x2	15.50	19.50		1110			6.5	9.8		
	16x24x2	15.38	23.38		1333			7.9	11.8		
	16x25x2	15.50	24.50		1390			8.1	12.2		
	18x18x2	17.75	17.75		1125			6.8	10.2		
	18x20x2	17.50	19.50		1250			7.3	11.0		
	18x24x2	17.38	23.38		1500			8.8	13.3		
	18x25x2	17.50	24.50		1565			9.2	13.8		
	20x20x2	19.50	19.50		1390			8.2	12.3		
	20x24x2	19.38	23.38		1670			9.8	14.8		
	20x25x2	19.50	24.50		1740			10.3	15.4		
	24x24x2	23.38	23.38		2000			11.9	17.8		
4"	12x24x4	11.38	23.38	3.75	1000	0.21	0.15	11.2	15.0	9	13
	16x20x4	15.50	19.50		1110			12.6	16.8		
	16x25x4	15.50	24.50		1390			15.8	21.0		
	18x24x4	17.38	23.38		1500			17.1	22.8		
	20x20x4	19.50	19.50		1390			15.8	21.1		
	20x24x4	19.38	23.38		1670			19.0	25.4		
	20x25x4	19.50	24.50		1740			19.8	26.5		
24x24x4	23.38	23.38	2000	23.0	30.6						

- Notes:
- 2" & 4" deep filters are rated at 500 fpm and 1" deep filters are rated at 300 fpm.
 - Performance data is based on ASHRAE Test Standards 52.2 - Appendix J-2017.
 - More sizes are available. Please contact customer service for a full listing.

LOCAL REPRESENTATIVE

MANN+HUMMEL is committed to continual product development - all descriptions, specifications and performance data are subject to change without notice. MANN+HUMMEL products are manufactured to exacting criteria - there can be a ±5% variance in filter performance.

