


Prime10

Standard & High Capacity

Pleated Air Filters

FEATURES

- MERV 10
- 100% synthetic mechanical media
- Heavy duty wire supported construction
- Moisture resistant beverage board frame
- Available in 1", 2" & 4"
- Max operating temp: 180°F
- UL 900 Classified
- Made in the USA




PRIME10 STANDARD & HIGH CAPACITY CONSTRUCTION & APPLICATIONS

The Prime10 is a MERV 10 pleated air filter, created to provide high dust holding capacity, low pressure drop and the perfect upgrade from lower efficiency filters. The Prime10 has a MERV 10 rating per ASHRAE Test Standard 52.2 and is also ANSI/UL 900 Classified. The Prime10 is available in standard capacity as well as high capacity (Prime10HC). As an extended-surface air filter, the Prime10, performs at superior levels in comparison to standard pleated filters.

The Prime10 is the perfect upgrade from lower efficiency filters with the focus on fine particle removal as a result of the recent pandemic. The Prime10 offers MERV 10 high efficiency and low pressure drop making filter upgrades easy.

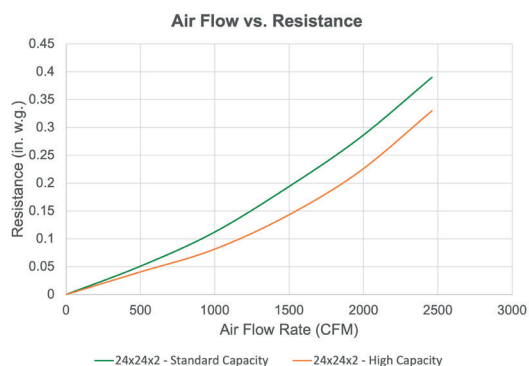
The Prime10 has a sturdy, moisture resistant, beverage board frame with wire supported media. The Prime10's media is a blend of synthetic fibers, designed to be highly efficient, have a high dust holding capacity and a low pressure drop. The Prime10 has a rust resistant expanded metal wire backing unlike other options.

The Prime10 should be used anywhere a higher level of indoor air quality is required. Applications that would benefit from the Prime10 pleated air filter include schools, hotels, commercial office buildings, hospitals, pharmaceutical plants, laboratories, office buildings and other facilities where pressure drop and high particle removal efficiency is important.



Close-up of Prime10 frame, media & wire

TECHNICAL DATA



**PRIME 10 STANDARD & HIGH CAPACITY
PERFORMANCE DATA**

Nominal Depth	Nominal Size (in.) (WxHxD)	Actual Size (in.)			Air Flow @ Capacity (CFM)	Resistance @ Capacity (in. w.g.)		Total Media Area (sq. ft.)		Number of Pleats Per Linear Foot	
		Width	Height	Depth		Standard	High	Standard	High	Standard	High
1"	10x10x1	9.50	9.50	0.75	240	0.23	0.20	1.1	1.3	13	15
	10x20x1	9.50	19.50		490			2.2	2.6		
	10x25x1	9.50	24.50		610			2.7	3.2		
	12x12x1	11.38	11.38		350			1.6	1.9		
	12x20x1	11.50	19.50		580			2.6	3.1		
	12x24x1	11.50	23.50		700			3.2	3.8		
	12x25x1	11.75	24.75		730			3.3	3.9		
	14x20x1	13.50	19.50		680			3.1	3.7		
	14x25x1	13.50	24.50		850			3.9	4.6		
	15x20x1	14.50	19.50		730			3.3	3.9		
	15x25x1	14.50	24.50		910			4.2	4.9		
	16x16x1	15.75	15.75		620			2.9	3.4		
	16x20x1	15.50	19.50		780			3.6	4.2		
	16x24x1	15.50	23.50		930			4.3	5.1		
	16x25x1	15.50	24.50		970			4.5	5.3		
	18x18x1	17.75	17.75		790			3.7	4.3		
	18x20x1	17.50	19.50		880			4.1	4.8		
	18x24x1	17.50	23.50		1050			4.8	5.7		
	18x25x1	17.50	24.50		1100			5.1	6.0		
	20x20x1	19.50	19.50		970			4.5	5.3		
20x24x1	19.50	23.50	1170	5.4	6.4						
20x25x1	19.50	24.50	1215	5.6	6.6						
22x22x1	21.75	21.75	1180	5.4	6.4						
24x24x1	23.50	23.50	1400	6.5	7.7						
2"	10x20x2	9.50	19.50	1.75	700	0.23	0.19	5.1	6.0	10	15
	12x24x2	11.38	23.38		1000			7.5	8.8		
	14x20x2	13.50	19.50		975			7.3	8.6		
	14x25x2	13.50	24.50		1220			9.1	10.7		
	15x20x2	14.50	19.50		1040			7.8	9.2		
	16x20x2	15.50	19.50		1110			8.3	9.8		
	16x24x2	15.38	23.38		1335			10.0	11.8		
	16x25x2	15.50	24.50		1390			10.5	12.3		
	18x18x2	17.75	17.75		1125			8.5	10.0		
	18x20x2	17.50	19.50		1250			9.4	11.1		
	18x24x2	17.38	23.38		1500			11.3	13.3		
	18x25x2	17.50	24.50		1565			11.8	13.9		
	20x20x2	19.50	19.50		1390			10.5	12.3		
	20x24x2	19.38	23.38		1670			12.6	14.8		
20x25x2	19.50	24.50	1740	13.2	15.5						
24x24x2	23.38	23.38	2000	15.2	17.9						
4"	12x24x4	11.38	23.38	3.75	1000	0.18	0.16	13.9	16.3	9	13
	16x20x4	15.50	19.50		1110			15.5	18.2		
	16x25x4	15.50	24.50		1390			19.4	22.8		
	18x24x4	17.38	23.38		1500			21.0	24.7		
	20x20x4	19.50	19.50		1390			19.5	22.9		
	20x24x4	19.38	23.38		1670			23.5	27.6		
	20x25x4	19.50	24.50		1740			24.4	28.7		
24x24x4	23.38	23.38	2000	28.2	33.2						

- Notes:
- 2" & 4" deep filters are rated at 500 fpm and 1" deep filters are rated at 300 fpm.
 - Performance data is based on ASHRAE Test Standards 52.2 – Appendix J-2017.
 - More sizes are available. Please contact customer service for a full list of sizes.

LOCAL REPRESENTATIVE

MANN+HUMMEL is committed to continual product development – all descriptions, specifications and performance data are subject to change without notice. MANN+HUMMEL products are manufactured to exacting criteria – there can be a ±5% variance in filter performance.